



Product Overview

Juniper Networks EX3300 switch delivers a high-performance, flexible and cost-effective solution for today's most demanding converged data, voice, and video enterprise access environments. It supports Juniper Networks Virtual Chassis technology, allowing up to six switches to be interconnected over uplink ports and managed as a single logical device to deliver a scalable, pay-as-you-grow solution for expanding network environments.

Product Description

The Juniper Networks® EX3300 Ethernet Switch with Virtual Chassis technology provides enterprises with the flexibility and ease of management that previously was only available with higher end access switches. The fixed configuration EX3300 supports a number of key features:

- 24-port and 48-port models with and without Power over Ethernet (PoE) for campus wiring closet deployments
- Data center-optimized cooling options, which offer both front-to-back and back-to-front airflows, and make the EX3300 suitable for GbE data center access deployments
- 24-port data center models for metro deployments
- Four dual-mode (GbE/10GbE) small form-factor pluggable transceiver (SFP/SFP+) uplink ports
- Uplink ports that can be configured as Virtual Chassis interfaces and connected via standard GbE/10GbE optics interfaces (the last two uplink ports are preconfigured by default as Virtual Chassis ports)
- Comprehensive Layer 2 functionality with RIP and static routing (additional Layer 3 routing capabilities can be enabled in the future via a license)
- Compact, 12-inch deep 1 U form factor to enable flexible deployment options
- Easy-to-manage solution with centralized software upgrades and a single management interface, along with an LCD for managing Virtual Chassis configurations
- Same consistent modular Juniper Networks Junos® operating system control plane feature implementation as other fixed configuration switches in the Juniper Networks EX Series Ethernet Switch product family

Table 1: EX3300 Models

SKU	TOTAL 10/100/1000 PORTS	UPLINKS	AIRFLOW	POWER SUPPLY TYPE	POE+ POWER BUDGET (W)	POWER SUPPLY RATING (W)
EX3300-24T	24	4 dual-mode 10GbE/GbE SFP+/SFP ports	Front-to-back	AC	0	100
EX3300-48T	48		Front-to-back	AC	0	100
EX3300-48T-BF	48		Back-to-front	AC	0	100
EX3300-24P	24 PoE+		Front-to-back	AC	405	550
EX3300-48P	48 PoE+		Front-to-back	AC	740	900
EX3300-24T-DC	24		Front-to-back	DC	0	100

Virtual Chassis Technology

The EX3300 supports Juniper Networks Virtual Chassis technology, allowing up to six switches to be interconnected over uplink ports and be managed as a single logical device, delivering a scalable, pay-as-you-grow solution for expanding network environments.

When deployed in a Virtual Chassis configuration, the EX3300 switches elect a master and backup switch based on a set of criteria or preconfigured policies. The master switch automatically creates and updates the switching and optional routing tables on all switches in the Virtual Chassis configuration. Virtual Chassis technology allows switches to be added or removed without service disruption. An EX3300 Virtual Chassis configuration operates as a highly resilient unified system, providing simplified management using a single IP address, single telnet session, single command-line interface (CLI), automatic version checking, and automatic configuration. The EX3300 switches are also capable of local switching, so that packets coming into a port destined for another port on the same switch do not have to traverse the Virtual Chassis, increasing the forwarding capacity of the switch.

The EX3300 implements the same slot/module/port numbering schema as other Juniper Networks chassis-based products when numbering Virtual Chassis ports, providing true chassis-like operations. By using a consistent operating system and a single configuration file, all switches in a Virtual Chassis configuration are treated as a single device, simplifying overall system maintenance and management.




Figure 1: EX3300 Virtual Chassis connections

The last two uplink ports on the EX3300 front panel are configured by default as Virtual Chassis ports, automating Virtual Chassis deployments when these ports are connected using standard 10GbE SFP+ or GbE SFP transceivers (sold separately). These two ports can also be configured as GbE or 10GbE uplinks to aggregation devices by disabling Virtual Chassis technology.

Converged LAN Environments

The EX3300 switches provide a flexible solution for demanding converged data, voice, and video environments. The EX3300-24P and EX3300-48P support the IEEE 802.3at Power over Ethernet (PoE) standard, also known as PoE+, delivering up to 30 watts of power per port to support networked devices such as telephones, video cameras, IEEE 802.11n wireless LAN (WLAN) access points, and video phones. The PoE+ standard provides nearly double the 15.4 watts per port available with the IEEE 802.3af PoE standard.

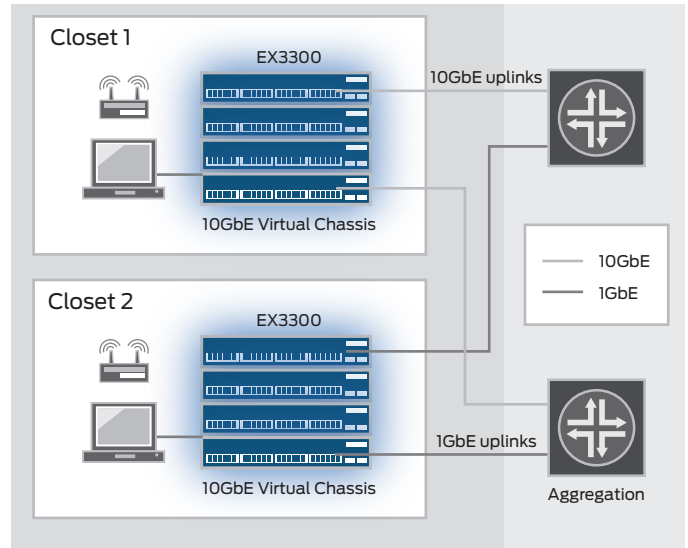


Figure 2: EX3300 campus wiring closet deployments

The EX3300-48P includes a total PoE power budget of 740 watts, enabling the switch to provide the full 15.4 watts of 802.3af Class 3 PoE to all 48 ports, or the full 30 watts of PoE+ to 24 ports. The switch can support any combination of PoE and PoE+ ports until the maximum PoE power budget of 740 watts is exhausted.

The EX3300-24P includes a total power budget of 405 watts, enabling the switch to provide the full 15.4 watts of PoE power to all 24 ports, or the full 30 watts of PoE+ to 13 attached devices. The switch can support any combination of PoE and PoE+ ports until the maximum PoE power budget of 405 watts is exhausted.

Table 2: EX3300 PoE Power Budgets

SKU	TOTAL 10/100/1000 PORTS	TOTAL 30 W POE+ PORTS THAT CAN BE ENABLED	TOTAL 15.4 W POE PORTS THAT CAN BE ENABLED	POWER SUPPLY TYPE	POE+ POWER BUDGET (W)
EX3300-24T	None	0	0	AC	0
EX3300-48T	None	0	0	AC	0
EX3300-48T-BF	None	0	0	AC	0
EX3300-24P	24	13 ports up to 30 W	24 ports up to 15.4 W	AC	405
EX3300-48P	48	24 ports up to 30 W	48 ports up to 15.4 W	AC	740
EX3300-24T-DC	None	0	0	DC	0

There are two PoE power mode settings on the EX3300 switches:

- **Static mode**, which allows customers to specify the maximum PoE power setting on an individual port
- **Class mode**, which allows end devices to specify PoE class and negotiate whether the switch can provide PoE power to the device

The EX3300 also supports the industry-standard Link Layer Discovery Protocol (LLDP) and LLDP-Media Endpoint Discovery (LLDP-MED), which enable the switches to automatically discover Ethernet-enabled devices, determine their power requirements, and assign virtual LAN (VLAN) parameters.

In addition, the EX3300 supports rich quality-of-service (QoS) functionality for prioritizing data, voice, and video traffic. The switches support eight QoS queues on every port, enabling them to maintain multilevel, end-to-end traffic prioritization. The EX3300 also supports a wide range of scheduling options, such as priority and shaped deficit weighted round-robin (SDWRR) scheduling.

An optional enhanced license for supporting additional L3 protocols such as OSPF, Internet Group Management Protocol (IGMP v1/v2/v3), and Protocol Independent Multicast (PIM) will be supported in future. An external redundant power supply (RPS) delivering additional power resiliency will also be available in future.

Data Center Gigabit Ethernet Server Access

The EX3300 switches are optimized for GbE server access deployments in the data center, with front-to-back and back-to-front cooling. The four SFP+ uplink ports on the EX3300 can operate at 10 Gbps simultaneously, offering up to 20GbE of uplink connectivity to each of the dual aggregation switches.

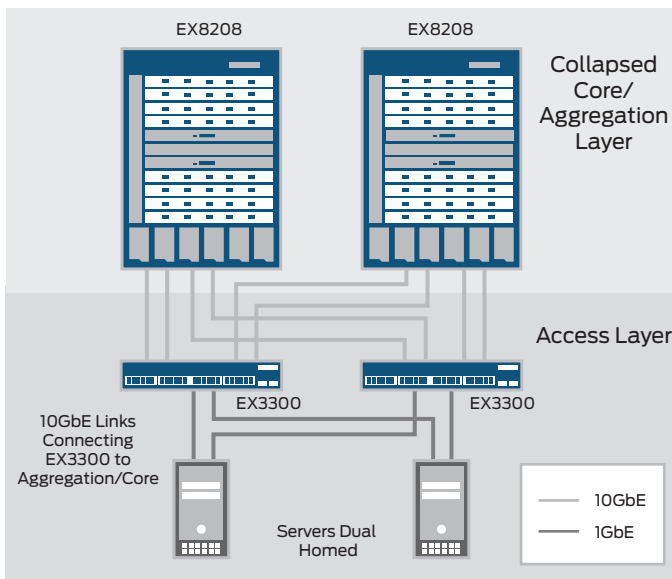


Figure 3: Data center top-of-rack deployments

Security

The EX3300 switches fully interoperate with Juniper Networks Unified Access Control, which consolidates all aspects of a user's identity, device, and location, enabling administrators to enforce access control and security down to the individual port or user levels. Working as an enforcement point within the UAC, the EX3300 provides both standards-based 802.1X port-level access control and Layer 2-4 policy enforcement based on user identity, location, and/or device. A user's identity, device type, machine posture check, and location can be used to not only grant or deny access but also to determine the duration of access. If access is granted, the switch assigns the user to a specific VLAN based on authorization levels. The switch can also apply QoS policies or mirror user traffic to a central location for logging, monitoring, or threat detection by intrusion prevention systems (IPS).

The EX3300 also provides a full complement of port security features, including Dynamic Host Configuration Protocol (DHCP) snooping, dynamic ARP inspection (DAI), and media access control (MAC) limiting to defend against internal and external spoofing, man-in-the-middle, and denial-of-service (DoS) attacks.

In addition, the EX3300 switches are hardware ready (with software support available in a future release) to support IEEE 802.1ae MACSec, providing support for link layer data confidentiality, data integrity, and data origin authentication.

Junos Operating System

The EX3300 switches run the same Junos OS used by other EX Series Ethernet Switches, as well as Juniper routers and Juniper Networks SRX Series Services Gateways. By utilizing a common operating system, Juniper delivers a consistent implementation and operation of control plane features across all products. To maintain that consistency, Junos OS adheres to a highly disciplined development process that uses a single source code, follows a single quarterly release train, and employs a highly available modular architecture that prevents isolated failures from bringing an entire system down.

These attributes are fundamental to the core value of the software, enabling all Junos OS-powered products to be updated simultaneously with the same software release. All features are fully regression tested, making each new release a true superset of the previous version; customers can deploy the software with complete confidence that all existing capabilities will be maintained and operate in the same way.

High Availability

The EX3300 line of Ethernet switches is designed to support many of the same failover capabilities and high availability (HA) functionality as the Juniper Networks EX4200 line of Ethernet switches with Virtual Chassis technology.


Each EX3300 switch is capable of functioning as a Routing Engine when deployed in a Virtual Chassis configuration. When two or more EX3300 switches are interconnected in a Virtual Chassis configuration, all member switches share a single control plane. Junos OS automatically initiates an election process to assign a master (active) and backup (hot-standby) Routing Engine. An integrated Layer 2 and Layer 3 graceful Routing Engine switchover (GRES) feature maintains uninterrupted access to applications, services, and IP communications in the unlikely event of a master Routing Engine failure.

When more than two switches are interconnected in a Virtual Chassis configuration, the remaining switch elements act as line cards and are available to assume the backup Routing Engine position should the designated master fail. Master, backup and line card priority status can be assigned by the network operations team to dictate the order of ascension. This N+1 Routing Engine redundancy, coupled with GRES and, in the future, the nonstop routing (NSR) and nonstop bridging (NSB) capabilities of Junos OS, ensures a smooth transfer of control plane functions following unexpected failures.

Product Options

Table 3: EX3300 Product Options

SKU	ACCESS PORTS	POE+ PORTS	AIRFLOW	POWER SUPPLY TYPE	POE+ POWER BUDGET (W)	POWER SUPPLY RATING (W)
EX3300-24T	24-port 10/100/1000BASE-T	None	Front-to-back	AC	0	100
EX3300-48T	48-port 10/100/1000BASE-T	None	Front-to-back	AC	0	100
EX3300-48T-BF	48-port 10/100/1000BASE-T	None	Back-to-front	AC	0	100
EX3300-24P	24-port 10/100/1000BASE-T	24	Front-to-back	AC	405	550
EX3300-48P	48-port 10/100/1000BASE-T	48	Front-to-back	AC	740	900
EX3300-24T-DC	24-port 10/100/1000BASE-T	None	Front-to-back	DC	0	100



The EX3300 also supports the following HA features:

- Redundant trunk group: To avoid the complexities of Spanning Tree Protocol (STP) without sacrificing network resiliency, the EX3300 employs redundant trunk groups to provide the necessary port redundancy and simplify switch configuration.
- Cross-member link aggregation: Cross-member link aggregation allows redundant link aggregation connections between devices in a single Virtual Chassis configuration, providing an additional level of reliability and availability.

Enhanced Limited Lifetime Warranty

The EX3300 includes an enhanced limited lifetime hardware warranty that provides return-to-factory switch replacement for as long as the original purchaser owns the product. The warranty includes lifetime software updates, advanced shipping of spares within one business day, and 24x7 Juniper Networks Technical Assistance Center (JTAC) support for 90 days after the purchase date. Power supplies and fan trays are covered for a period of five years. For complete details, please visit www.juniper.net/support/warranty.

Specifications

Uplink

- Fixed 4-port uplinks which can be individually configured as GbE (SFP) or 10GbE (SFP+) ports.

Dimensions (W x H x D)

- 17.4 x 1.7 x 12 in (43.7 x 4.4 x 31 cm)

Weight Lbs (Kg)

- EX3300-48P: 12.8 lb (5.8 kg)
- EX3300-24P: 11.6 lb (5.3 kg)
- EX3300-48T: 10.8 lb (4.9 kg)
- EX3300-48T-BF: 10.8 lb (4.9 kg)
- EX3300-24T: 10.0 lb (4.6 kg)
- EX3300-24T-DC: 9.8 lb (4.5 kg)

Environmental Ranges

- Operating temperature: 32° to 113° F (0° to 45° C)
- Storage temperature: -40° to 158° F (-40° to 70° C)
- Operating altitude: Up to 10,000 ft (3,049 m)
- Non-operating altitude: Up to 16,000 ft (4,877 m)
- Relative humidity operating: 10% to 85% (noncondensing)
- Relative humidity non-operating: 0% to 95% (noncondensing)

Hardware Specifications

- Switching Engine Model: Store and forward
- DRAM: 1 GB with ECC
- Flash: 1 GB
- CPU: 1 GHz ARM CPU

GbE Port Density per System

- EX3300-24T/EX3300-24P/EX3300-24T-DC: 28 (24 host ports + four 10 GbE/GbE uplink ports)
- EX3300-48T/EX3300-48T-BF/EX3300-48P: 52 (48 host ports + four 10 GbE/GbE uplink ports)

Virtual Chassis Capabilities

- Maximum number of members: 6
- Number of Virtual Chassis ports: 4
- Maximum Virtual Chassis interconnect capacity: 80 Gbps

Physical Layer

- Time Domain Reflectometry (TDR) for detecting cable breaks and shorts
- Auto medium-dependent interface/medium dependent interface crossover (MDI/MDIX) support
- Port speed downshift/setting maximum advertised speed on 10/100/1000BASE-T ports

Packet Switching Capacities

- EX3300-24T, EX3300-24P, EX3300-24T-DC: 128 Gbps
- EX3300-48T, EX3300-48T-BF, EX3300-48P: 176 Gbps
- Layer 2/Layer 3 Throughput (Mpps):
 - 24P/24T/24T-DC: 95 Mpps
 - 48P/48T/48T-BF: 130 Mpps

Layer 2 Switching

- Maximum MAC addresses per system: 16,000
- Jumbo frames: 9,216 Bytes
- Number of VLANs: 4,096
- Range of possible VLAN IDs: 1-4,095
- Port-based VLAN
- MAC-based VLAN
- Voice VLAN

Layer 2 Switching (continued)

- Compatible with Per-VLAN Spanning Tree Plus (PVST+)
- RVI (Routed VLAN Interface)
- IEEE 802.1AB: Link Layer Discovery Protocol (LLDP)
- LLDP-MED with VoIP integration
- IEEE 802.1D: Spanning Tree Protocol
- IEEE 802.1p: CoS prioritization
- IEEE 802.1Q: VLAN tagging
- IEEE 802.1Q-in-Q: VLAN stacking
- IEEE 802.1s: Multiple Spanning Tree Protocol (MSTP)
- Number of MST instances supported: 64
- IEEE 802.1w: Rapid Spanning Tree Protocol (RSTP)
- IEEE 802.1X: Port access control
- IEEE 802.3: 10BASE-T
- IEEE 802.3u: 100BASE-T
- IEEE 802.3ab: 1000BASE-T
- IEEE 802.3z: 1000BASE-X
- IEEE 802.3af: PoE
- IEEE 802.3at: PoE+
- IEEE 802.3x: Pause frames/flow control
- IEEE 802.3ad: Link Aggregation Control Protocol (LACP)

Layer 3 Features: IPv4

- Maximum number of Address Resolution Protocol (ARP) entries: 4,000
- Maximum number of IPv4 unicast routes in hardware: 8,000
- Routing protocols:
 - RIP v1/v2
 - Static routing
- IP directed broadcast

Layer 3 Features: IPv6 Management Functionality

- Neighbor discovery, system logging, Telnet, SSH, Junos Web, SNMP, Network Time Protocol (NTP), Domain Name System (DNS)
- Static routing

Supported RFCs

- RFC 2925 MIB for remote ping, trace
- RFC 1122 Host requirements
- RFC 768 UDP
- RFC 791 IP
- RFC 783 Trivial File Transfer Protocol (TFTP)
- RFC 792 Internet Control Message Protocol (ICMP)
- RFC 793 TCP
- RFC 826 Address Resolution Protocol (ARP)
- RFC 894 IP over Ethernet
- RFC 903 Reverse ARP (RARP)
- RFC 906 TFTP bootstrap
- RFC 1027 Proxy ARP
- RFC 2068 HTTP server
- RFC 1812 Requirements for IP Version 4 routers
- RFC 1519 Classless Interdomain Routing (CIDR)
- RFC 1256 IPv4 ICMP Router Discovery (IRDP)
- RFC 1058 RIP v1
- RFC 2453 RIP v2
- RFC 1492 TACACS+
- RFC 2138 RADIUS authentication
- RFC 2139 RADIUS accounting
- RFC 3579 RADIUS Extensible Authentication Protocol (EAP) support for 802.1X

Specifications (continued)

Supported RFCs (continued)

- RFC 5176 Dynamic Authorization Extensions to RADIUS
- RFC 2267 Network ingress filtering
- RFC 2030 SNMP
- RFC 854 Telnet client and server
- RFC 951, 1542 BootP
- RFC 2131 BootP/DHCP relay agent and DHCP server
- RFC 1591 Domain Name System (DNS)
- RFC 2474 DiffServ Precedence, including 8 queues/port
- RFC 2598 DiffServ Expedited Forwarding (EF)
- RFC 2597 DiffServ Assured Forwarding (AF)
- LLDP-MED, ANSI/TIA-1057, draft 08

Security

- MAC limiting
- Allowed MAC addresses, configurable per port
- Dynamic ARP inspection (DAI)
- Proxy ARP
- Static ARP support
- DHCP snooping
- IP source guard
- 802.1X port-based
- 802.1X multiple supplicants
- 802.1X with VLAN assignment
- 802.1X with authentication bypass access (based on host MAC address)
- 802.1X with VoIP VLAN support
- 802.1X dynamic access control list (ACL) based on RADIUS attributes
- 802.1X supported EAP types: Message Digest 5 (MD5), Transport Layer Security (TLS), Tunneled Transport Layer Security (TTLS), Protected Extensible Authentication Protocol (PEAP)
- Access control lists, (Junos OS firewall filters)
- Port-based ACL (PACL)—ingress
- VLAN-based ACL (VACL)—ingress and egress
- Router-based ACL (RACL)—ingress and egress
- ACL entries (ACE) in hardware per system: 1,500
- ACL counter for denied packets
- ACL counter for permitted packets
- Ability to add/remove/change ACL entries in middle of list (ACL editing)
- L2-L4 ACL
- Trusted Network Connect (TNC) certified
- Static MAC authentication
- MAC-RADIUS
- Control plane denial-of-service (DoS) protection

High Availability

- External redundant power supply option (available in future software release)
- Link aggregation:
 - 802.3ad (LACP) support
 - Number of link aggregation groups (LAGs) supported: 32
 - Maximum number of ports per LAG: 8
 - LAG load sharing algorithm—bridged unicast traffic
 - IP: S/D MAC, S/D IP
 - TCP/UDP: S/D MAC, S/D IP, S/D port
 - Non-IP: S/D MAC

High Availability (continued)

- LAG sharing algorithm—routed unicast traffic
 - IP: S/D IP
 - TCP/UDP: S/D IP, S/D port
- LAG load sharing algorithm—bridged multicast traffic
 - IP: S/D MAC, S/D IP
 - TCP/UDP: S/D MAC, S/D IP, S/D port
 - Non-IP: S/D MAC
- LAG sharing algorithm—routed multicast traffic
 - IP: S/D IP
 - TCP/UDP: S/D IP, S/D port
- Tagged ports support in LAG

Quality of Service (QoS)

- Layer 2 QoS
- Layer 3 QoS
- Ingress policing: 1 rate 2 color
- Hardware queues per port: 8
- Scheduling methods (egress): Strict Priority (SP), SDWRR
- 802.1p, DiffServ code point (DSCP/IP) precedence trust and marking
- L2-L4 classification criteria, including Interface, MAC address, Ethertype, 802.1p, VLAN, IP address, DSCP/IP precedence, and TCP/UDP port numbers
- Congestion avoidance capabilities: Tail drop

Multicast

- IGMP snooping entries: 3,000
- IGMP snooping

Services and Manageability

- Junos OS CLI
- Out-of-band management: Serial, 10/100BASE-T Ethernet
- ASCII configuration
- Rescue configuration
- Configuration rollback
- Image rollback
- Element management tools: Juniper Networks Network and Security Manager
- Proactive services support via Advanced Insight Solutions (AIS)
- SNMP: v1, v2c, v3
- Remote monitoring (RMON) (RFC 2819) Groups 1, 2, 3, 9
- Network Time Protocol (NTP)
- DHCP server
- DHCP client and DHCP proxy
- DHCP relay and helper
- RADIUS authentication
- TACACS+ authentication
- SSHv2

Services and Manageability (continued)

- Secure copy
- HTTP/HTTPs
- DNS resolver
- System logging
- Temperature sensor
- Configuration backup via FTP/secure copy

Specifications (continued)

Supported MIBs¹

- RFC 1155 Structure of Management Information (SMI)
- RFC 1157 SNMPv1
- RFC 1905 RFC 1907 SNMP v2c, SMIv2, and revised MIB-II
- RFC 2570-2575 SNMPv3, user-based security, encryption, and authentication
- RFC 2576 Coexistence between SNMP Version 1, Version 2, and Version 3
- RFC 1212, RFC 1213, RFC 1215 MIB-II, Ethernet-like MIB, and traps
- RFC 2578 SNMP Structure of Management Information MIB
- RFC 2579 SNMP textual conventions for SMIv2
- RFC 2925 Ping/traceroute MIB
- RFC 2665 Ethernet-like interface MIB
- RFC 1643 Ethernet MIB
- RFC 1493 Bridge MIB
- RFC 2096 IPv4 forwarding table MIB
- RFC 2011 SNMPv2 for IP using SMIv2
- RFC 2012 SNMPv2 for transmission control protocol using SMIv2
- RFC 2013 SNMPv2 for user datagram protocol using SMIv2
- RFC 2863 Interface MIB
- RFC 3413 SNMP application MIB
- RFC 3414 User-based security model for SNMPv3
- RFC 3415 View-based access control model for SNMP
- RFC 3621 PoE-MIB (PoE switches only)
- RFC 1724 RIPv2 MIB
- RFC 2863 Interface group MIB
- RFC 2819 RMON MIB
- RFC 2287 System application packages MIB
- RFC 4188 STP and extensions MIB
- RFC 4363 Definitions of managed objects for bridges with traffic classes, multicast filtering, and VLAN extensions
- RFC 2922 LLDP MIB
- Draft – blumenthal – aes – usm - 08
- Draft – reeder - snmpv3 – usm - 3desede -00

Troubleshooting

- Debugging: CLI via console, telnet, or SSH
- Diagnostics: Show and debug command statistics
- Traffic mirroring (port)
- Traffic mirroring (VLAN)
- Filter-based mirroring
- Mirroring destination ports per system: 1
- LAG port monitoring
- Multiple destination ports monitored to 1 mirror (N:1)
- Maximum number of mirroring sessions: 1
- Mirroring to remote destination (over L2): 1 destination VLAN
- IP tools: Extended ping and trace
- Juniper Networks commit and rollback

Warranty

- Limited lifetime switch hardware warranty

Safety Certifications

- UL-UL60950-1 (First Edition)
- C-UL to CAN/CSA 22.2 No.60950-1 (First Edition)
- TUV/GS to EN 60950-1, Amendment A1-A4, A11
- CB-IEC60950-1, all country deviations

Electromagnetic Compatibility Certifications

- FCC 47CFR Part 15 Class A
- EN 55022 Class A
- ICES-003 Class A
- VCCI Class A
- AS/NZS CISPR 22 Class A
- CISPR 22 Class A
- EN 55024
- EN 300386
- CE

Telecom Quality Management

- TL9000

Environmental

- Reduction of Hazardous Substances (ROHS) 6

Telco

- CLEI code

Noise Specifications

Noise measurements based on operational tests taken from bystander position (front) and performed at 23° C in compliance with ISO 7779.

Table 4: Noise Test Results

MODEL	ACOUSTICS NOISE (DBA)
EX3300-24T	45.2
EX3300-48T	41.2
EX3300-24P	45.4
EX3300-48P	42.8

Juniper Networks Services and Support

Juniper Networks is the leader in performance-enabling services and support, which are designed to accelerate, extend, and optimize your high-performance network. Our services allow you to bring revenue-generating capabilities online faster so you can realize bigger productivity gains and faster rollouts of new business models and ventures. At the same time, Juniper Networks ensures operational excellence by optimizing your network to maintain required levels of performance, reliability, and availability. For more details, please visit www.juniper.net/us/en/products-services/.

¹Unless explicitly specified for any particular MIB table or variables, Junos OS does not support SNMP set operations.

Ordering Information

MODEL NUMBER	DESCRIPTION
Switches	
EX3300-48P	EX3300 48-port 10/100/1000BASE-T (48 PoE+ ports) with 4 SFP+ uplink ports (optics not included)
EX3300-24P	EX3300 24-port 10/100/1000BASE-T (24 PoE+ ports) with 4 SFP+ uplink ports (optics not included)
EX3300-48T	EX3300 48-port 10/100/1000BASE-T with 4 SFP+ uplink ports (optics not included)
EX3300-48T-BF	EX3300 48-port 10/100/1000BASE-T with 4 SFP+ uplink ports (optics not included), back-to-front cooling
EX3300-24T	EX3300 24-port 10/100/1000BASE-T with 4 SFP+ uplink ports (optics not included)
EX3300-24T-DC	EX3300 24-port 10/100/1000BASE-T with 4 SFP+ uplink ports (optics not included) and internal DC power supply

Accessories

EX-4PST-RMK	Adjustable 4-post Rack Mount Kit for EX2200, EX3200, EX3300, and EX4200
EX-RMK	Rack Mount Kit for EX2200, EX3200, EX3300, and EX4200
EX-WMK-BFL	EX4200, EX3200, EX3300, and EX2200 Wall Mount Kit with Baffle
RE-USB-1G-S	USB media upgrade/spare for Routing Engine
RE-USB-2G-S	2 GB USB media upgrade/spare for Routing Engine
RE-USB-4G-S	4 GB USB media upgrade/spare for Routing Engine
CBL-EX-PWR-C13-AU	AC power cable, Australia (10 A/250 V, 2.5 m)
CBL-EX-PWR-C13-C14	AC power cable, patch cord (10 A/250 V, 2.5 m) for EU only
CBL-EX-PWR-C13-CH	AC power cable, China (10 A/250 V, 2.5 m)
CBL-EX-PWR-C13-EU	AC power cable, Europe (10 A/250 V, 2.5 m)
CBL-EX-PWR-C13-IT	AC power cable, Italy (10 A/250 V, 2.5 m)
CBL-EX-PWR-C13-JP	AC power cable, Japan (12 A/125 V, 2.5 m)
CBL-EX-PWR-C13-KR	AC power cable, Korea (10 A/250 V, 2.5 m)
CBL-EX-PWR-C13-SZ	AC power cable, Switzerland (10 A/250 V, 2.5 m)
CBL-EX-PWR-C13-UK	AC power cable, UK (10 A/250 V, 2.5 m)
CBL-EX-PWR-C13-US	AC power cable, US (13 A/125 V, 2.5 m)

MODEL NUMBER	DESCRIPTION
Optics	
EX-SFP-10GE-DAC-1M	SFP+ 10-Gigabit Ethernet Direct Attach Copper (twinax copper cable) 1 m
EX-SFP-10GE-DAC-7M	SFP+ 10-Gigabit Ethernet Direct Attach Copper (twinax copper cable) 7 m
EX-SFP-10GE-LR	SFP+ 10GBASE-LR 10-Gigabit Ethernet Optics, 1,310 nm for 10 km transmission on single-mode fiber-optic (SMF)
EX-SFP-10GE-LRM	SFP+ 10-Gigabit Ethernet LRM Optics, 1,310 nm for 220 m transmission on multimode fiber-optic (MMF)
EX-SFP-10GE-SR	SFP+ 10GBASE-SR 10-Gigabit Ethernet Optics, 850 nm for up to 300 m transmission on MMF
EX-SFP-10GE-USR	SFP+ 10-Gigabit Ethernet Ultra Short Reach Optics, 850 nm for 10 m on OM1, 20 m on OM2, 100 m on OM3 multimode fiber
EX-SFP-1GE-LX	SFP 1000BASE-LX Gigabit Ethernet Optics, 1,310 nm for 10 km transmission on SMF
EX-SFP-1GE-SX	SFP 1000BASE-SX Gigabit Ethernet Optics, 850 nm for up to 550 m transmission on MMF

About Juniper Networks

Juniper Networks is in the business of network innovation. From devices to data centers, from consumers to cloud providers, Juniper Networks delivers the software, silicon and systems that transform the experience and economics of networking. The company serves customers and partners worldwide. Additional information can be found at www.juniper.net.

Corporate and Sales Headquarters

Juniper Networks, Inc.
1194 North Mathilda Avenue
Sunnyvale, CA 94089 USA
Phone: 888.JUNIPER (888.586.4737)
or 408.745.2000
Fax: 408.745.2100
www.juniper.net

APAC Headquarters

Juniper Networks (Hong Kong)
26/F, Cityplaza One
1111 King's Road
Taikoo Shing, Hong Kong
Phone: 852.2332.3636
Fax: 852.2574.7803

EMEA Headquarters

Juniper Networks Ireland
Airside Business Park
Swords, County Dublin, Ireland
Phone: 35.31.8903.600
EMEA Sales: 00800.4586.4737
Fax: 35.31.8903.601

To purchase Juniper Networks solutions, please contact your Juniper Networks representative at 1-866-298-6428 or authorized reseller.

Copyright 2011 Juniper Networks, Inc. All rights reserved. Juniper Networks, the Juniper Networks logo, Junos, NetScreen, and ScreenOS are registered trademarks of Juniper Networks, Inc. in the United States and other countries. All other trademarks, service marks, registered marks, or registered service marks are the property of their respective owners. Juniper Networks assumes no responsibility for any inaccuracies in this document. Juniper Networks reserves the right to change, modify, transfer, or otherwise revise this publication without notice.