



## Introducing Toshiba EasyGuard™

Toshiba EasyGuard™ technology is a series of hardware and software enhancements that address the most common security, reliability and connectivity issues faced by business users. By leveraging our vast experience in mobile PC technology, we are able to anticipate the problems users are most likely to experience with a notebook and offer solutions that either prevent these problems or at least make it easier to deal with them if they do happen.

EasyGuard™ technology provides enhancements in four key areas: Protect & Fix, for system integrity and diagnosis; Secure, for increased data security; Connect, for reliable network connectivity; and Optimize, for ease of use. With EasyGuard™ technology, Toshiba continues to address the ever-changing needs of business users with innovations designed to ensure a better, more reliable and confident mobile computing experience.

Toshiba EasyGuard technology comprises a number of features some of which may or may not be available on a particular Toshiba notebook depending on the model selected. See [www.easyguard.toshiba.com](http://www.easyguard.toshiba.com) for detailed information.

### Toshiba EasyGuard™ Four core elements for more confident computing

-  **Protect & Fix**  
Fortifies vital information and vulnerable components against the stress and hazards mobile computers are exposed to every day.
-  **Secure**  
Helps defend your data and your notebook against loss, theft or viral attack.
-  **Connect**  
Helps you locate and establish a wired or wireless connection effortlessly and quickly.
-  **Optimize**  
Allows you to customize the notebook's system performance so you can be more productive.

## Confident mobile computing

Toshiba EasyGuard™ technology is a series of hardware and software enhancements to business-class notebooks that greatly improve mobile computing. By providing users with increased data security, system protection, easy connectivity and ease of use, EasyGuard™ is continued evidence of Toshiba's vast experience in mobile computing and our ongoing commitment to providing users with a better, more reliable notebook experience.

### Why protection?

The moment you take your notebook computer out of your office, the risk of damage increases. With enhanced mobility, drop and malfunction risks start to multiply. The incorporated protective design features and diagnostics utilities of Toshiba EasyGuard™ Protect & Fix provide advanced system protection and ensure maximum uptime.

### Why security?


In this age of pervasive networks, external and internal security threats such as theft, viruses, worms, Trojan horses and intrusive applications like spyware, security is more critical than ever. When sensitive financial information, vital documents and confidential records are left unprotected, theft and misuse can cost individuals and businesses untold losses in productivity and assets. In order to answer today's security concerns of authentication, data and system integrity, confidentiality and reliability of information, Toshiba EasyGuard™ Secure delivers enhanced system and data security.

### Why connectivity?

Always on the go, juggling appointments, participating in online meetings and conducting online presentations – if you can relate to this, then you know how important it is to get connected and stay connected quickly and reliably. Toshiba EasyGuard™ Connect simplifies this task through a combination of software and hardware components that ensure easy and reliable wired and wireless connectivity.

### Why optimization?

When it comes to users' preferences for their notebook computers, one size definitely does not fit all. Toshiba EasyGuard™ Optimize offers a series of software enhancements that enable users to customize their notebook settings to maximize system performance for their specific needs.



## Protect & Fix: Advanced system protection

Displays, hard disk drives and important system components have never been better protected than with Toshiba EasyGuard™ design features and diagnostic utilities.

### HDD Protection

In case of shock, vibration or fall, the hard disk drive (HDD) head can scratch the spinning disks while reading or writing data, resulting in data loss or even destruction. Hard Disk Drive

Protection includes two levels of internal support and one level of external support specifically for the hard disk drive (HDD). The exclusive

Toshiba 3D accelerometer detects free falls in all directions and rapidly moves the HDD head from between the HDD platters in preparation for impact. Shock absorption technology<sup>1</sup> further reinforces the HDD in the event of an impact or vibration. And on the outside of the notebook, the HDD Dome Shock Protector reinforces the area of the chassis closest to the HDD platters in order to provide further protection from impact.



> HDD Protection: a combination of shock-absorbing material and Toshiba's own three-axis motion monitoring system.

### Spill-Resistant Keyboard<sup>2</sup>

If liquid spills contact notebook circuitry, they can damage key components, leading to costly and time-consuming repairs and possible data loss. The spill-resistant keyboard<sup>2</sup> helps safeguard your notebook in case of a spill and gives you additional time to save and close your open files and turn off the machine. It includes a cover, tape and insulators to help protect the notebook circuitry from moisture that may come into contact with the keyboard.

### Shock Absorbing Design

When a notebook computer drops, the shock from the impact can harm the system components and result in vital data loss. The Shock Absorbing Design from Toshiba features shock absorbers to provide the system with higher impact protection. This anti-accident design includes a shock protector, which is a corner bumper mechanism that buffers the shock from physical drop.



> Shock absorbing design: Protective rubber tabs line key components for maximum protection.

It also includes shock absorber protection in the form of protective rubber tabs around the hard disk drive, the LCD and around the LCD inverter, a key component controlling screen brightness.

### Magnesium Alloy Casework

Lighter than titanium and other common notebook construction materials, a Toshiba notebook's magnesium alloy chassis is its first defense against falls. This lightweight, rugged material is most commonly utilized in structural, automotive, industrial and aerospace manufacturing. It maximizes durability without adding unnecessary weight, so you can work with a notebook that's as sleek as it is tough.

### LCD Panel Shock Absorber


The LCD is essential for viewing data, so it is important that it is well protected. The LCD Panel Shock

Absorber includes protective rubber tabs that line the LCD to absorb the impact of crashes and to help prevent the LCD from cracking, breaking or being damaged in any way. This enhanced rubber protection can save users the time and money required to repair an LCD in the event of an accident.



### LCD Inverter Shock Protection

The LCD inverter is one of the most delicate components and critical to the notebook's operation because it is the key to the screen's brightness and controls. If it is damaged or broken the screen goes dark. Toshiba uses a host of materials<sup>3</sup> to form a protective wall around the inverter to support and safeguard it from impact for easy, worry-free mobile computing.



## Secure: Enhanced data security

Pervasive networks, external and internal security threats such as theft, viruses, worms and Trojan

horses: When mobility gets a boost, so does the risk of hardware or data theft. In order to answer today's security concerns of authentication, data and system integrity, confidentiality and reliability of information, Toshiba EasyGuard™ Secure delivers enhanced system and data security.

### Multiple-Level Password Utilities

Setting multiple passwords is now much easier. Normally, you can set a password for booting your notebook from the BIOS setup screen. Such a password helps prevent unauthorized system access before it boots. With Toshiba password utilities the user can define password protection for both the system boot and HDD access. This two-level password concept also allows supervisors to control users' passwords. Finally it offers the additional benefit of enabling users who are not familiar with the BIOS interface to register a user or administrator password from the well-known Windows® environment.

### Fingerprint Reader

This embedded biometric scanner plus software utility allows you to swipe your finger across the reader to gain access to your notebook. This additional layer of security complements the traditional Microsoft® Windows® log-on password. With systems that include the Trusted Platform Module, you can even use the fingerprint reader to encrypt files and folders for increased security. The fingerprint reader offers protection above and beyond the usual password or pass key. If the notebook is lost or stolen and the password is unknown, it reduces the likelihood of unauthorized access.

### HDLock™ for Toshiba Notebooks

Based on two-factor authentication and the government-standard 128-bit advanced encryption algorithm, HDLock™ uses a USB A-Key®, along with a personal password, to act as the key to the notebook. The hard drive remains encrypted and inaccessible at system boot up, hibernation or shut down to anyone but the owner of the unique A-Key® and password. HDLock™ is essential for businesses that want to ensure that sensitive personal and corporate data is secure from unauthorized access if a user's notebook is lost, stolen or left unattended.

### Trusted Platform Module (TPM)

With the rising use of digital signatures, secure email, equipment authentication and file encryption it is increasingly common to use unique Public Key Infrastructure (PKI) key pairs and credentials for data protection. In order to ensure optimal data protection, TPM provides the ideal key "safety box" in the form of a secure storage chip. This combination of software (data encryption) and hardware (TPM) data protection ensures optimal content integrity and privacy.



### Toshiba Secure Digital™ Token Utility

This Toshiba utility allows system administrators and users to replace standard password input with a Secure Digital™ (SD) token card — a memory card — for quick, easy, secure boot up of a notebook. Pop it in and you'll get instant access to your data, plus the added comfort of knowing that only you are in control of your key. Another bonus: The SD token card is less expensive than a dedicated USB key or Smart Card — and there's no need to purchase dedicated security tokens.

### Advanced Instant Security

Think of it as a car alarm for your notebook. An internal sensor detects if your notebook is picked up and promptly sounds an alarm. Don't worry, you can easily enable or disable this feature as your needs dictate with a unique hot-key combination. So when you're in an airport, library or coffee shop — places where notebooks are in danger of theft — you can be confident that any thief will be met with a shrill alarm. Disable the alarm, and you won't have to worry that it will go off in a meeting.

### Toshiba Device Lock Utility

Toshiba Device Lock Utility is an "on request" utility that allows administrators to restrict copying files to or from a notebook PC and booting from secondary hard disk drives (HDD) and external sources. (Toshiba Device Lock Utility is available upon request exclusively for Toshiba computers; contact your Toshiba sales representative to request.)

### Execute Disable Bit

As viruses and worms are increasingly threatening to your system, Execute Disable Bit (XD-Bit) proves indispensable. It helps prevent

buffer overflow virus attacks by enabling the notebook's processor to distinguish between bits of code that should be executed and ones that cannot be as they pose a threat to the system. When a malicious worm attempts to insert code into the buffer, the processor disables code execution, helping to prevent damage or worm propagation. So, even if infected code is present, it should not cause any damage to the system while XD-Bit is enabled.



### **Connect: Easy connectivity**

A combination of software and hardware enables easy and reliable wireless and wired connectivity ensuring that you are never left out in the "no signal" zone.

### **Toshiba ConfigFree® Software**

Mobility goes hand in hand with easy networking and Toshiba ConfigFree® software is the ideal gateway to simplified wired and wireless connectivity. The wireless radar screen provides a detailed overview of all available *Bluetooth*® or Wi-Fi® access points for quick capture, storage and switching among networks. The ConfigFree® Summit feature enables group collaboration and file sharing by inviting connected Toshiba notebooks with Toshiba ConfigFree® software to create a virtual meeting room. The ConfigFree® Connectivity Doctor analyzes and troubleshoots network connectivity issues to ensure carefree networking. Finally, ConfigFree® software lets users capture their current network settings in a profile setting. Numerous profile settings can be captured, which, together with automatic profile switching, allows for easy connectivity.



### **Diversity Antenna**

Connecting to a wireless network is always a question of signal reception. In order to improve signal reception and ensure optimal connectivity, Toshiba has incorporated two Wi-Fi® antennae on the top lid of the LCD, plus one *Bluetooth*® wireless antenna.<sup>4</sup> The location of the antennae ensures that reception is not interrupted by the user or the office environment, while the notebook software monitors the signal levels for both antennae and chooses the antenna with the better reception.



### **Optimize: Customize notebook settings**

A series of software enhancements that give users the freedom to customize their notebook settings and maximize system performance.

### **Enjoy stress-free presentations and easy-on-the-eyes viewing.**

#### **Toshiba Presentation Button**

Connecting a notebook to a digital projector or monitor can be tricky, especially if it's one the user isn't familiar with. That's where the Toshiba Presentation Button comes in. Its one-touch button operation simplifies presentation setup and operation, making it the fastest way to connect to a projector or monitor. And the Presentation Button can be programmed to default to a specific resolution — taking the guesswork out of connecting to an unknown projector and helping the presenter look polished in front of an audience.

#### **Toshiba Zooming Utility**


Go easy on your eyes with one-touch magnification of documents, Web pages and spreadsheets. The Toshiba Zooming Utility allows you to enlarge fonts, icons and toolbars.

#### **LCD Rotation Utility**

The LCD Rotation Utility allows you to rotate a notebook's screen image 180 degrees, helpful when you're sharing information with a colleague sitting across the table or desk.

#### **One-Touch Resolution Change**

Digital pictures, images, MPEG videos and Web page designs all come in different shapes and sizes. Having the ability to quickly and easily enlarge any picture, image or font while maintaining the original format is now possible with the One-Touch Resolution Change functionality.



## Optimize battery life to maximize the task at hand.

### Toshiba Power Saver

The Toshiba Power Saver allows users to do just that — save power. By selecting default power management profiles, users can determine the approximate level of performance for critical system components (screen brightness, CPU, cooling, when an inactive screen or HDD turns off, etc.). Users can select higher performance levels (lowering system battery life) or more conservative performance levels (increasing system battery life), thereby increasing productivity when running on battery power.

### Toshiba Optical Disk Drive On/Off Utility

For long work sessions away from a plug, this useful feature allows you to turn off the power of the integrated optical disk drive (ODD) to conserve battery life. Every time you open Windows Explorer or a file within an application, a check is made of every drive in the system including the optical disk drive. But if the ODD is off, no check is required and less battery power is consumed.

## Tailor your system to fit your personal preferences.

### Wireless On/Off Switch

Using the wireless on/off switch allows users to turn off network connections when having a wireless connection isn't necessary. With this functionality, Wi-Fi® and Bluetooth® wireless modules can be enabled or disabled at will to prolong battery life or comply with National Transportation Safety Board regulations during a flight.

### Toshiba Fn-esse®

Customize your notebook for maximum personal efficiency. Toshiba Fn-esse® lets you assign tasks to specific key-stroke combinations, so you can do things such as open your email or Internet Explorer by pressing a few keys.

### Toshiba Mouse Utility

Enhance your productivity by setting the mouse performance the way you want it. This feature lets you customize the touch pad, the Toshiba AccuPoint® and button functionality to meet your individual mouse preferences. You'll work faster and easier when you can implement gestures-based functions on the touch pad or assign specific features to the mouse buttons. The Easy Setup Wizard walks you through all your options — and you can customize the mouse settings even further via the "detailed" settings tab.

### Toshiba FN Shortcut Keys

Simplify your computing experience by making quick work of everyday actions. The Toshiba FN shortcut keys use pre-assigned keystrokes to simplify system management and settings options. There are up to 17 pre-assigned functions, including keys that will place the notebook in hibernate mode and increase or decrease screen brightness. This feature increases efficiency by replacing common actions that require multiple mouse clicks, so you can just press a key and go.

1. Toshiba's shock absorption technology provides higher impact protection for your system as compared to Toshiba systems without similar shock protection features based on Toshiba's drop tests. Toshiba's standard limited warranty terms and limitations apply. Visit [www.warranty.toshiba.com](http://www.warranty.toshiba.com) for details. 2. Under Toshiba testing conditions, the spill-resistant keyboard delayed the time for a water spill to reach the PC's main board to allow more time to properly close down the machine. 3. Protective material may vary by product and model selected. 4. For notebooks supporting Bluetooth® wireless technology.

AccuPoint, ConfigFree and Fn-esse are registered trademarks and EasyGuard, HDLock and Secure Digital are trademarks of Toshiba America Information Systems, Inc. and/or Toshiba Corporation. Microsoft and Windows are registered trademarks of Microsoft Corporation in the United States and/or other countries. Wi-Fi is a registered certification mark of the Wi-Fi Alliance. The Bluetooth word mark and logos are owned by the Bluetooth SIG, Inc. and any use of such marks by Toshiba is under license. All other trademarks are the property of their respective owners. While Toshiba has made every effort at the time of publication to ensure the accuracy of the information provided herein, product specifications, configurations, prices, system/component/options availability are all subject to change without notice. © 2005 Toshiba America Information Systems, Inc. All rights reserved.